

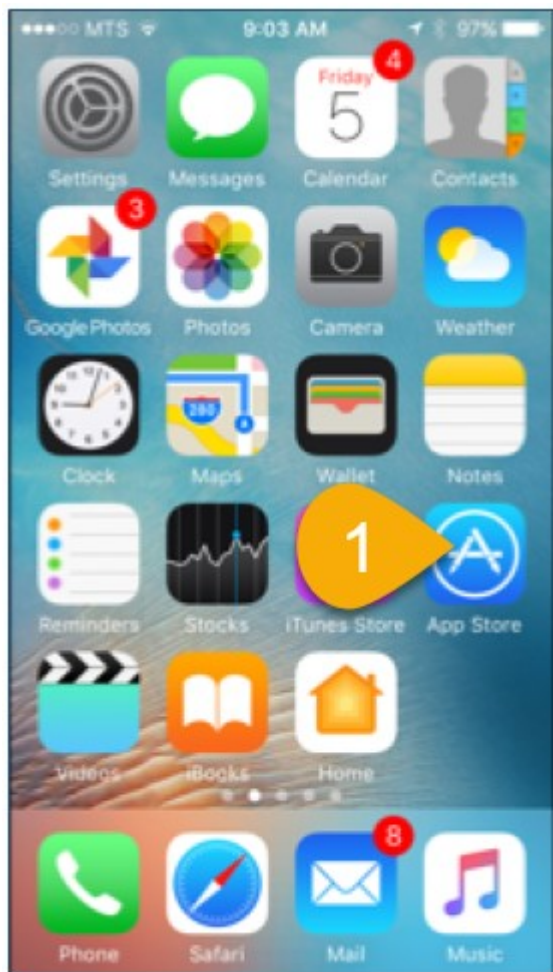
## Parent Portal Mobile App – Now Functional for RETSD

- All of the major components of the Web version of the parent portal are accessible on the app. Including viewing the PDF report cards.
- The app is available for both iOS (Apple products) and Android devices.

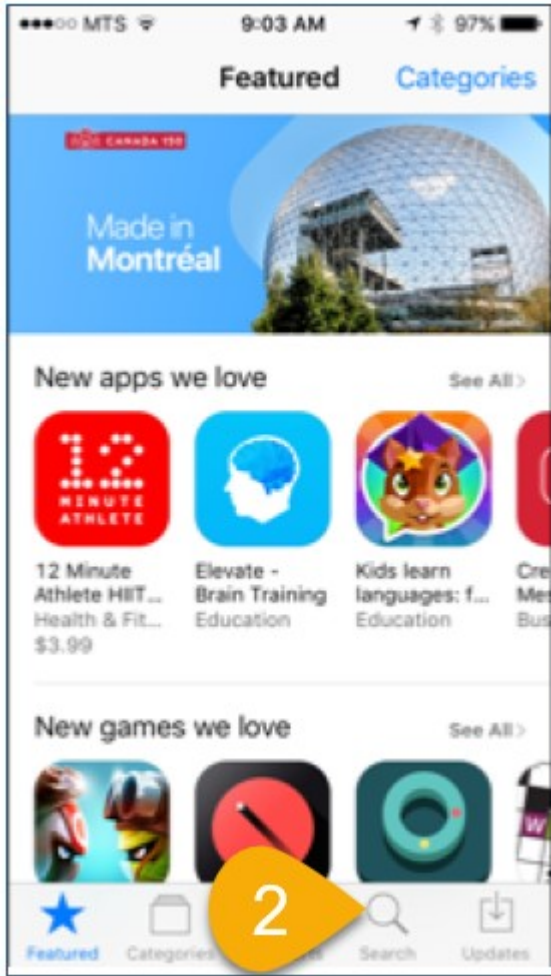
Below are the instructions for downloading and using the app for iOS.

### Part 1 - Download the Student 360 App.

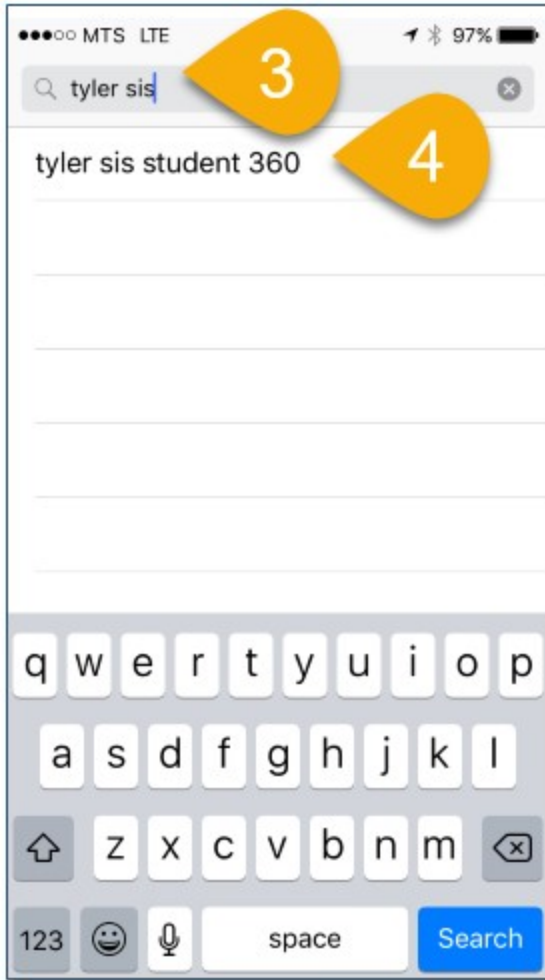
1. Locate the **App Store** tile and open it.



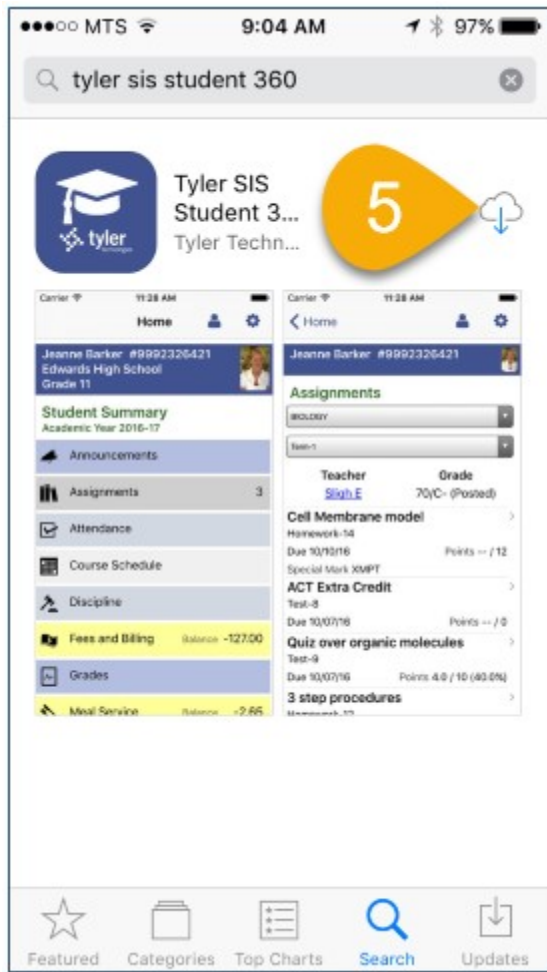
2. Tap on the **Search** icon.



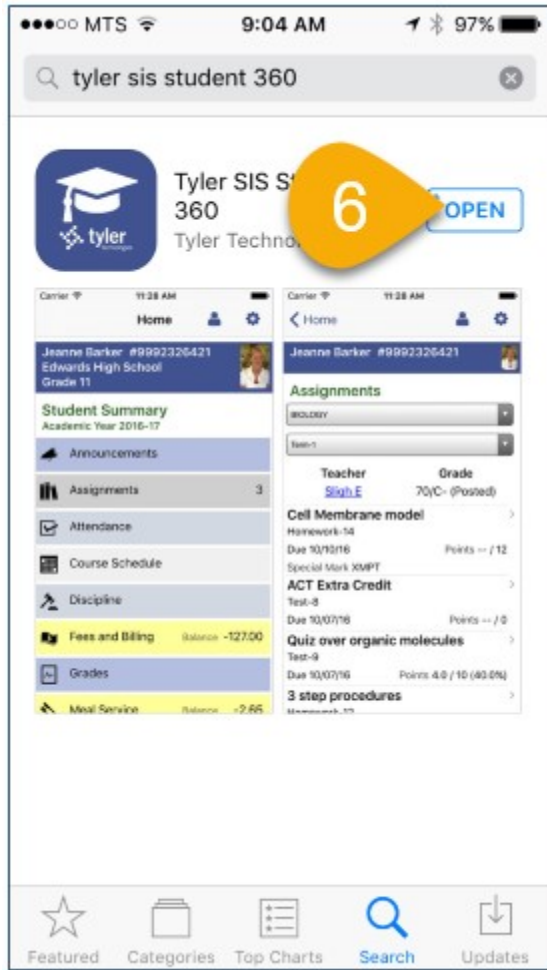
3. In the search field, type: **Tyler SIS**. The list of hits should display **Tyler SIS Student 360**.
4. From the search results area, tap on the **Tyler SIS Student 360** item. The screen will change.



5. Tap on the download icon.



6. Once the download is complete, tap on the **Open** button.

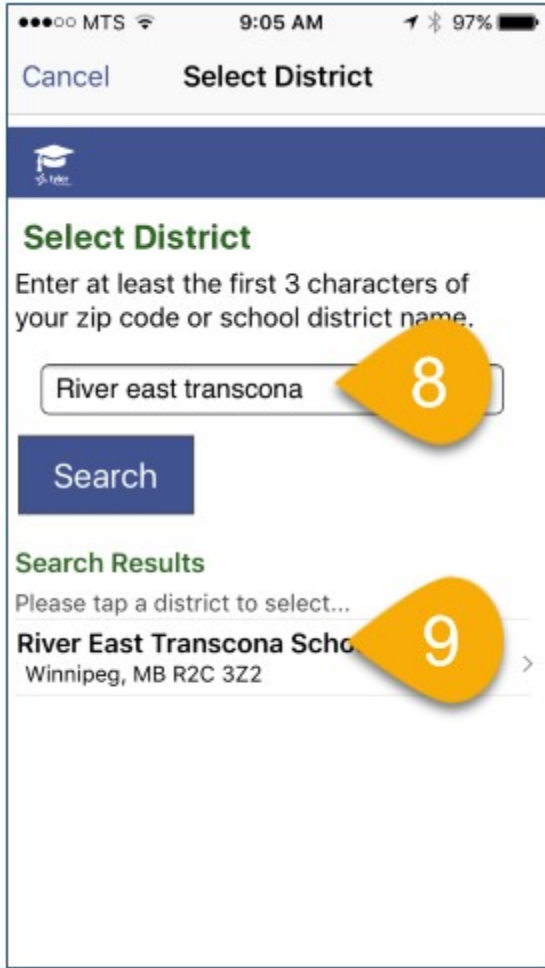


## Part 2 – Linking to the RETSD Student Information System

7. When the App opens, tap on the **Continue** button.

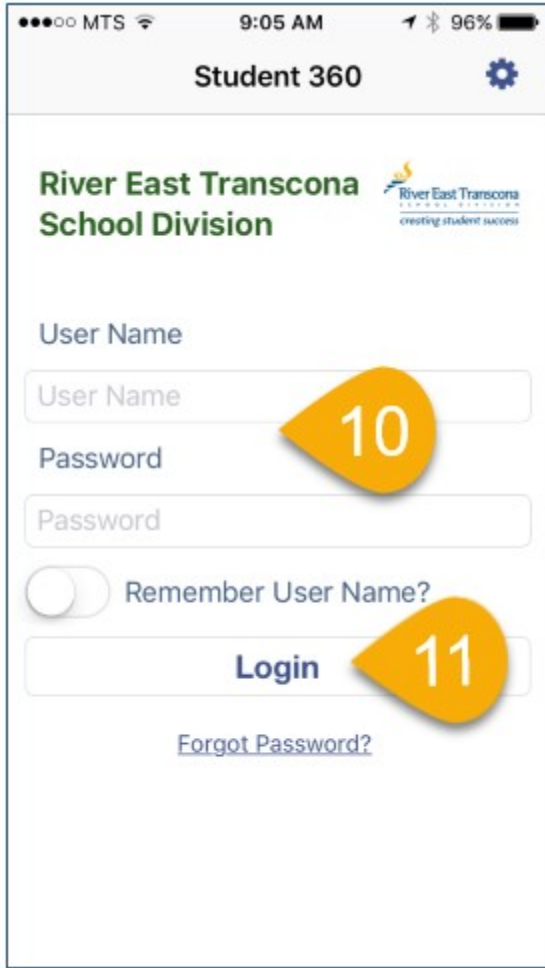


8. You will need to now connect the App to the RETSD student information system. In the search field, type: **River East Transcona**.
9. Tap on the **River East Transcona School Division** item in the search results area.



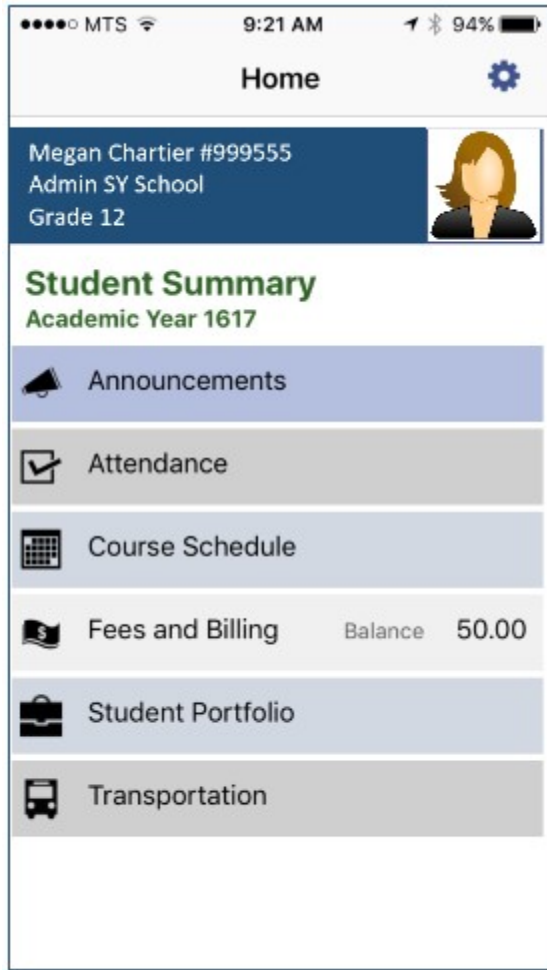
### Part 3 – Logging into the App

10. Enter the **User Name** and **Password** that was provided to the student primary contact. Use the **“Forgot Password”** link or see the school office for assistance with this.
11. Tap on the **Login** button.



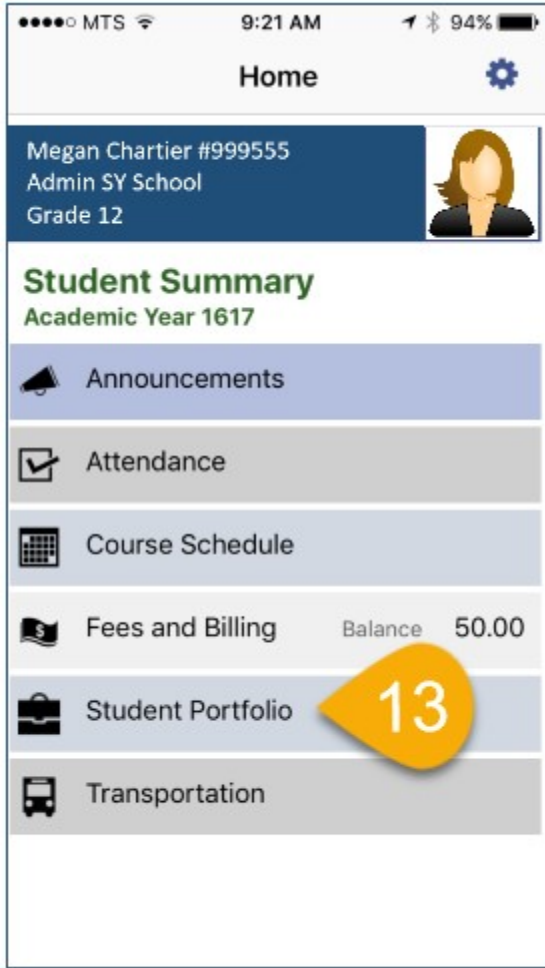
12. The portal home screen should appear.





## Part 4 – Viewing Report Cards

13. From the home screen, tap on the **Student Portfolio** item.



14. Locate the report card that you wish to view and tap on the **View** button.



15. Scroll through the report.
  - a. Zoom to view more detail.
  - b. Tap the Done button to close the document.





My apps

Shop

Games

Family

Editors' Choice

Account

Redeem

Buy gift card

My wishlist

My Play activity

Parent Guide



# Tyler SIS Student 360

Tyler Technologies Education

★★★★☆ 216

Everyone

You don't have any devices

Add to Wishlist

Install

The app preview shows three screens from the Tyler SIS Student 360 application. The first screen, 'Select Student', lists students for the Academic Year 2015-16, including Max Barker, Dylan Britton, Debbie Barker, Jeanne Barker, Storme Broman, and Michelle Barker. The second screen, 'Student Summary', shows details for Jeanne Barker, including announcements, assignments, attendance, course schedule, discipline, fees & billing, and grades. The third screen, 'Grades', displays a table of grades for Jeanne Barker across four terms (P1, P2, P3, P4) for various courses like Biology, English II, and Geometry.

Term	Course	Teacher	Grade
P1	BIOLOGY	Sligh, E.	B
P2	ENGLISH II	Sandford, J.	C
P3	GEOMETRY	Gettling, C.	C
P4	ADV CHLO DEV	Moistyne, T.	C